

Scaled data based on original data using
LM-79-08 Approved Method: Electrical and Photometric Measurements of Solid-
State Lighting Products

Test Report Prepared for
Cooper Lighting Solutions
(formerly Eaton)

Brand: INVUE

Report Number: P139589

Luminaire Tested: **ENT-E02-LED-E1-BL3-7030**

Issue Date: 03/03/2020

Test Information

Test Method: LM-79-08
Report Number: P139589
REPORT IS SCALED FROM IESNA LM-79-08 TEST DATA (P33645)
Test Lab: INNOVATION CENTER-P3
Issue Date: 03/03/2020
Manufacturer: COOPER LIGHTING SOLUTIONS (FORMERLY EATON)
Product Line: INVUE
Catalog Number: ENT-E02-LED-E1-BL3-7030
Description: ENTRI LED LUMINAIRE
(2) LIGHTBARS WITH AccuLED OPTICS - TYPE 3 W/ SPILL LIGHT CONTROL
Light Source: (42) 3000K CCT, 70 CRI LEDs
Ballast/Driver: -

Summary

Lumens per Lamp: N/A
Luminaire Lumens: 4936.5 lumens
Efficiency: N/A
Efficacy: 105.3 lumens/watt
Luminous Opening: Rectangular (W 1' x L: 0.33' x H: 0')
IES Classification: Type III - Short - Semi-Cutoff
BUG Rating: B1 - U0 - G1

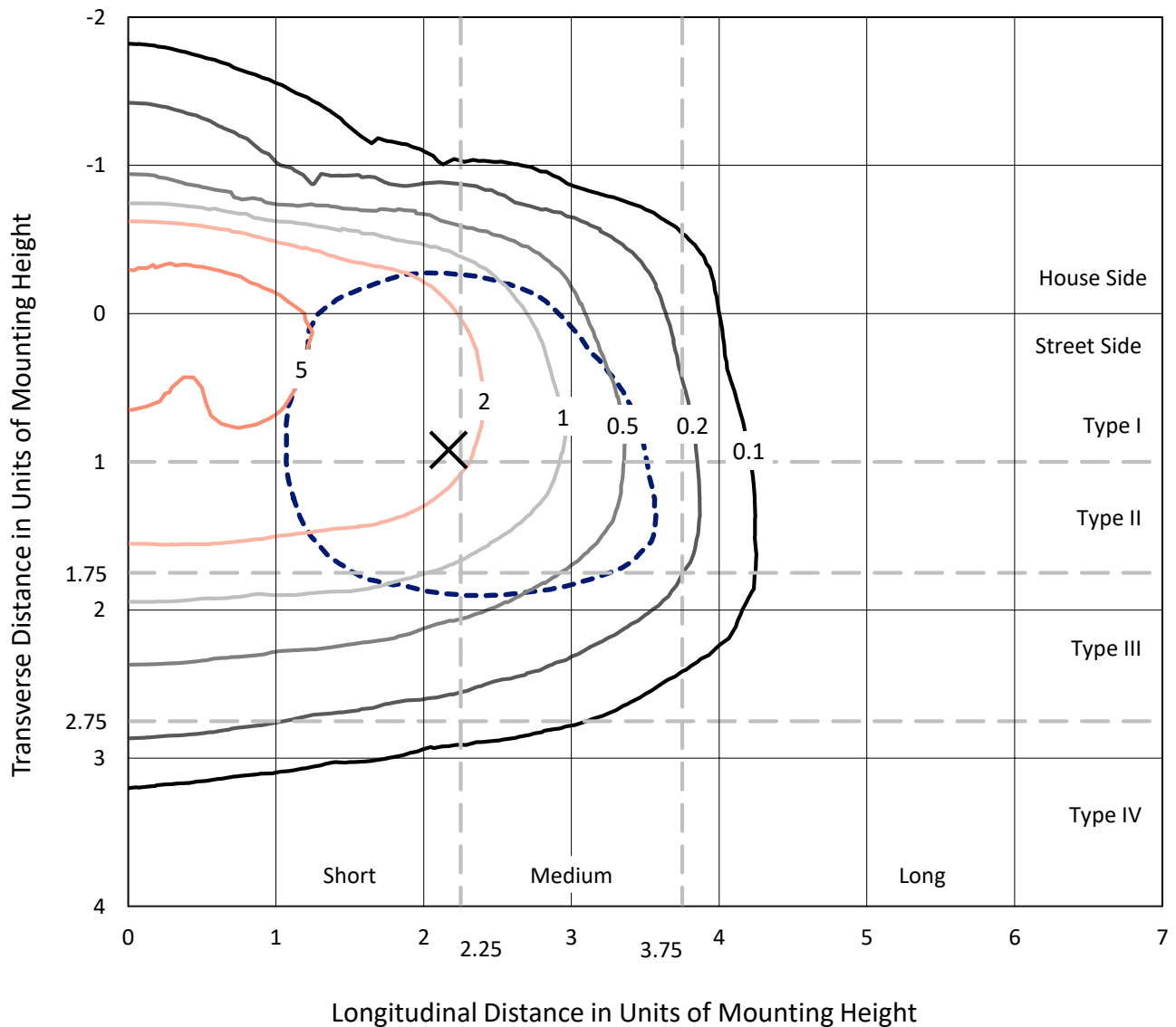
Input Watts (W): 46.9
Input Voltage (V): NR
Input Current (Ain): NR
Voltage Rise (V): NR
Power Factor: NR
Total Harmonic Distortion (THDi): NR
Frequency (hertz): 60
Stabilization Time: NR
Operation Time: NR
Ambient Temperature (°C): NR
Test Distance: 25 FT



REPORT NUMBER: P139589
 CATALOG NUMBER: ENT-E02-LED-E1-BL3-7030

Iso-Footcandle Lines of Horizontal Illumination

× Max cd
 - - - 1/2 Max cd

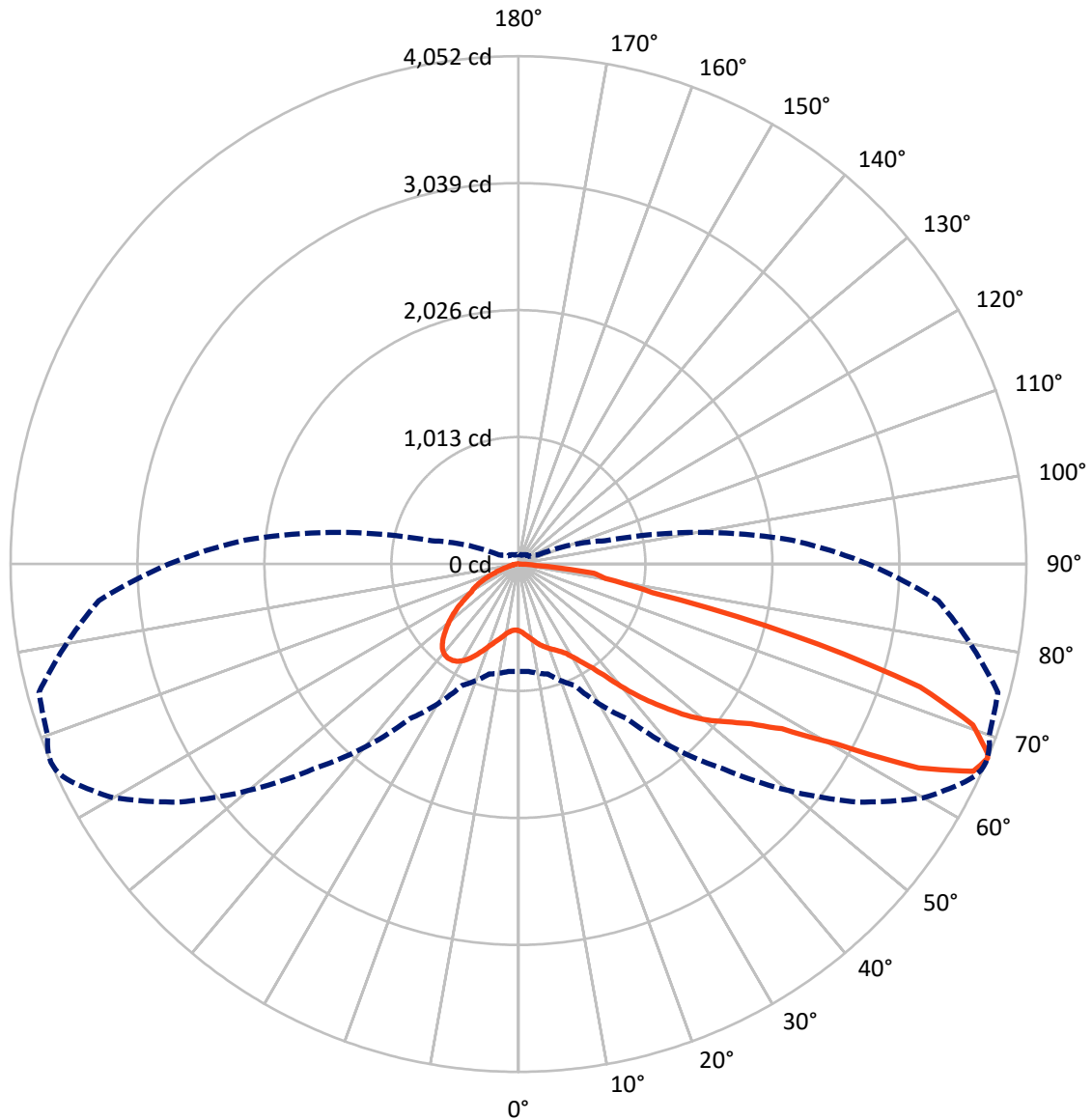


Based on 10 foot mounting height. Maximum calculated value = 6.8 fc
 Type III - Short - Semi-Cutoff

REPORT NUMBER: P139589

CATALOG NUMBER: ENT-E02-LED-E1-BL3-7030

Luminous Intensity Polar Plot



— Vertical Plane Through 67-Deg Lateral - - - Horizontal Cone Through 67-Deg Vertical

REPORT NUMBER: P139589

CATALOG NUMBER: ENT-E02-LED-E1-BL3-7030

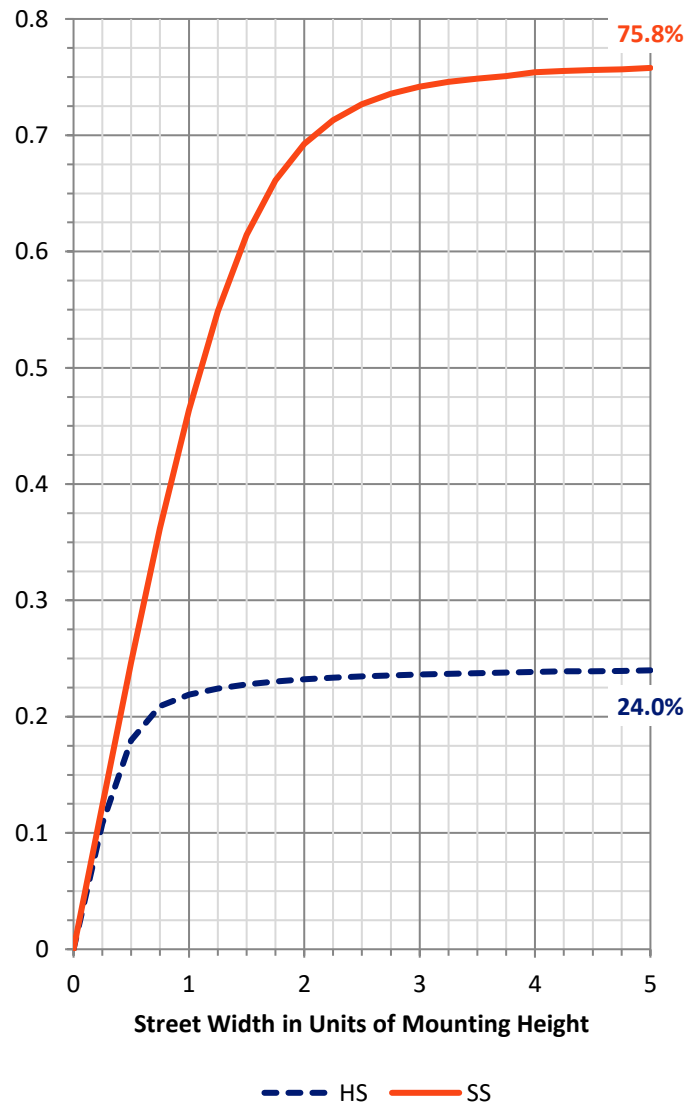
FLUX DISTRIBUTION:

		Downward	Upward	Total
House Side	Lumens	1198.6	0.0	1198.6
	% Fixture	24.3	0.0	24.3
Street Side	Lumens	3737.9	0.0	3737.9
	% Fixture	75.7	0.0	75.7
Total	Lumens	4936.5	0.0	4936.5
	% Fixture	100.0	0.0	100.0

Coefficient of Utilization

ZONAL LUMENS:

Zone	Lumens	% Fixture
0°-10°	53.6	1.1
10°-20°	185.3	3.8
20°-30°	336.0	6.8
30°-40°	491.1	9.9
40°-50°	744.0	15.1
50°-60°	1067.0	21.6
60°-70°	1363.5	27.6
70°-80°	636.5	12.9
80°-90°	59.6	1.2
90°-100°	0.0	0.0
100°-110°	0.0	0.0
110°-120°	0.0	0.0
120°-130°	0.0	0.0
130°-140°	0.0	0.0
140°-150°	0.0	0.0
150°-160°	0.0	0.0
160°-170°	0.0	0.0
170°-180°	0.0	0.0
0°-90°	4936.5	100.0
0°-180°	4936.5	100.0



REPORT NUMBER: P139589

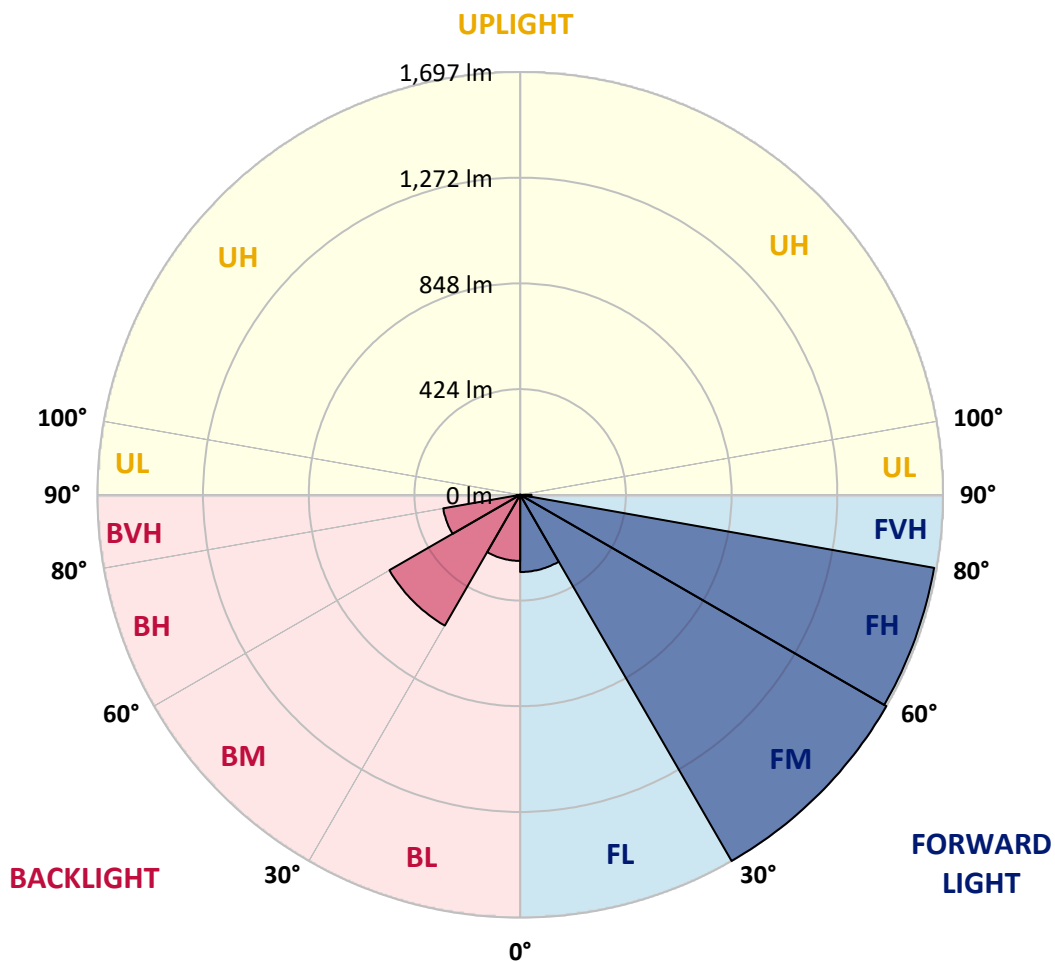
CATALOG NUMBER: ENT-E02-LED-E1-BL3-7030

LUMINAIRE CLASSIFICATION SYSTEM LUMEN TABLE AND BUG RATING:

Zone		Lumens	% Fixture	Zone Rating/Lumen Limit		
				B	U	G
FL	(0°-30°)	309.7	6.3			
FM	(30°-60°)	1696.5	34.4			
FH	(60°-80°)	1686.5	34.2			G1/1800
FVH	(80°-90°)	45.2	0.9			G1/100
BL	(0°-30°)	265.2	5.4	B1/500		
BM	(30°-60°)	605.5	12.3	B1/1000		
BH	(60°-80°)	313.5	6.4	B1/500		G1/500
BVH	(80°-90°)	14.4	0.3			G1/100
UL	(90°-100°)	0.0	0.0		U0/0	
UH	(100°-180°)	0.0	0.0		U0/0	

BUG Rating: B1-U0-G1

Type III Short





REPORT NUMBER: P139589

CATALOG NUMBER: ENT-E02-LED-E1-BL3-7030

CANDELA DISTRIBUTION (FULL):

	0°	5°	15°	25°	35°	45°	55°	60°	61°	62°	64°
0°	531.6	531.6	531.6	531.6	531.6	531.6	531.6	531.6	531.6	531.6	531.6
2.5°	552.6	552.6	553.5	553.5	552.6	552.6	547.1	547.1	547.1	546.2	546.2
5°	582.7	583.6	583.6	582.7	580.9	577.2	569.9	569.9	569.9	569.0	567.2
7.5°	617.4	616.5	617.4	614.7	611.0	606.5	596.4	595.5	593.7	593.7	591.9
10°	655.8	653.0	655.8	652.1	644.8	636.6	624.7	621.1	621.1	621.1	617.4
12.5°	695.1	694.1	696.0	689.6	676.8	667.7	655.8	651.2	650.3	650.3	648.5
15°	738.0	737.1	731.6	721.5	705.1	696.9	683.2	677.7	676.8	676.8	674.1
17.5°	782.7	782.7	769.0	748.0	725.2	713.3	703.3	699.6	698.7	698.7	697.8
20°	821.1	821.1	802.8	768.1	735.2	722.5	718.8	718.8	718.8	718.8	719.7
22.5°	849.4	846.7	822.0	779.1	738.9	727.9	737.1	738.0	738.0	739.8	740.7
25°	862.2	861.3	832.1	780.9	738.0	736.2	756.3	759.0	760.8	762.6	765.4
27.5°	863.1	863.1	833.9	780.0	737.1	750.8	780.0	788.2	790.0	793.7	798.3
30°	854.0	854.9	830.2	779.1	743.5	778.2	817.4	833.0	836.6	842.1	849.4
32.5°	843.0	844.8	830.2	788.2	771.8	825.7	877.7	899.7	903.3	910.6	917.9
35°	844.8	847.6	850.3	824.8	834.8	907.0	981.9	994.6	993.7	1005.6	1009.3
37.5°	856.7	863.1	883.2	887.8	926.1	1026.6	1105.2	1132.6	1132.6	1143.5	1139.9
40°	858.5	868.6	918.8	971.8	1047.6	1170.9	1278.7	1310.7	1310.7	1315.2	1313.4
42.5°	901.5	910.6	982.8	1076.8	1184.6	1329.8	1448.6	1476.9	1483.3	1478.7	1482.4
45°	979.1	985.5	1074.1	1192.8	1317.1	1482.4	1614.8	1642.2	1648.6	1644.0	1638.6
47.5°	1077.8	1086.9	1181.0	1321.6	1449.5	1623.0	1784.7	1816.7	1823.0	1815.7	1818.5
50°	1160.0	1177.3	1277.8	1444.0	1577.4	1743.6	1916.2	1960.0	1965.5	1965.5	1967.4
52.5°	1234.8	1250.4	1347.2	1532.6	1680.6	1852.3	2013.9	2070.6	2077.0	2081.5	2085.2
55°	1265.9	1281.4	1378.2	1571.0	1743.6	1953.7	2127.2	2203.0	2206.7	2218.5	2234.1
57.5°	1266.8	1279.6	1374.6	1570.0	1776.5	2045.0	2281.5	2399.4	2414.0	2429.5	2456.0
60°	1181.0	1196.5	1291.5	1524.4	1803.9	2147.3	2515.4	2731.8	2752.8	2797.6	2856.0
62.5°	1051.3	1062.2	1144.4	1373.7	1803.9	2288.9	2891.7	3249.7	3320.0	3393.1	3500.9
65°	930.7	938.9	991.0	1189.2	1676.0	2403.9	3285.3	3697.2	3773.1	3827.9	3919.2
67°	855.8	859.5	908.8	1070.4	1504.3	2311.7	3311.8	3728.3	3793.1	3849.8	3964.9
67.5°	830.2	833.0	879.6	1040.3	1451.3	2256.0	3271.6	3702.7	3773.1	3830.6	3947.5
70°	638.4	630.2	670.4	818.4	1172.7	1800.2	2872.5	3369.3	3449.7	3526.4	3668.0
72.5°	380.9	369.0	394.6	474.9	759.9	1265.0	2178.3	2764.7	2867.0	2962.9	3148.3
75°	229.3	230.2	249.3	305.1	414.7	795.5	1407.5	1799.3	1895.2	1985.6	2131.8
77.5°	114.2	113.3	130.6	177.2	302.3	494.1	817.4	1037.6	1069.5	1112.5	1095.1
80°	36.5	35.6	38.4	48.4	108.7	331.5	514.2	651.2	665.8	674.1	684.1
82.5°	5.5	6.4	7.3	11.9	20.1	79.5	319.7	453.0	473.1	496.9	542.5
85°	0.0	0.0	0.9	0.9	2.7	6.4	30.1	77.6	81.3	98.6	116.0
87.5°	0.0	0.0	0.0	0.9	1.8	2.7	4.6	4.6	4.6	4.6	4.6
90°	0.0	0.0	0.0	0.0	0.0	0.0	0.0	0.0	0.0	0.0	0.0



REPORT NUMBER: P139589

CATALOG NUMBER: ENT-E02-LED-E1-BL3-7030

CANDELA DISTRIBUTION (continued):

	65°	66°	67°	68°	69°	70°	75°	85°	90°	95°	105°
0°	531.6	531.6	531.6	531.6	531.6	531.6	531.6	531.6	531.6	531.6	531.6
2.5°	545.3	545.3	544.4	543.4	543.4	543.4	541.6	540.7	535.2	533.4	529.7
5°	567.2	567.2	565.4	564.5	563.5	563.5	560.8	555.3	548.0	543.4	536.1
7.5°	590.9	590.0	588.2	588.2	584.5	584.5	580.9	570.8	563.5	557.1	548.0
10°	618.3	617.4	614.7	613.8	611.9	610.1	606.5	594.6	587.3	579.1	568.1
12.5°	648.5	646.7	644.8	643.9	642.1	640.3	636.6	625.6	618.3	610.1	597.3
15°	675.0	674.1	672.2	671.3	671.3	669.5	666.7	656.7	649.4	640.3	630.2
17.5°	698.7	697.8	696.9	696.9	696.0	696.0	695.1	685.9	681.4	674.1	664.0
20°	718.8	719.7	719.7	719.7	720.6	721.5	723.4	718.8	714.2	707.8	702.4
22.5°	740.7	741.6	744.4	744.4	746.2	747.1	753.5	752.6	750.8	746.2	741.6
25°	767.2	769.0	770.9	773.6	774.5	777.3	788.2	792.8	789.1	786.4	791.0
27.5°	801.9	805.6	807.4	811.1	812.9	816.5	833.0	843.0	840.3	841.2	851.2
30°	854.0	857.6	863.1	864.9	871.3	873.2	892.3	907.9	907.9	906.0	924.3
32.5°	923.4	926.1	932.5	937.1	940.8	944.4	962.7	979.1	980.9	986.4	993.7
35°	1014.7	1016.6	1020.2	1027.5	1026.6	1028.4	1038.5	1054.9	1064.1	1076.8	1054.9
37.5°	1135.3	1141.7	1139.9	1140.8	1133.5	1138.0	1141.7	1159.0	1178.2	1191.0	1106.1
40°	1307.0	1311.6	1307.0	1300.6	1295.1	1292.4	1286.9	1306.1	1322.5	1313.4	1146.3
42.5°	1474.1	1476.0	1472.3	1461.4	1456.8	1447.7	1433.0	1456.8	1465.9	1423.0	1167.3
45°	1639.5	1636.7	1630.3	1628.5	1619.4	1610.2	1602.0	1617.5	1613.9	1529.9	1176.4
47.5°	1813.0	1810.3	1805.7	1798.4	1788.3	1786.5	1779.2	1777.4	1750.9	1621.2	1171.8
50°	1964.6	1966.4	1956.4	1960.0	1955.5	1946.3	1940.0	1943.6	1880.6	1701.6	1162.7
52.5°	2095.2	2095.2	2090.7	2095.2	2093.4	2088.8	2094.3	2153.7	2023.1	1814.8	1149.0
55°	2246.8	2252.3	2248.7	2253.2	2256.0	2266.0	2288.9	2427.7	2235.9	1953.7	1117.9
57.5°	2468.8	2482.5	2478.8	2497.1	2513.5	2540.0	2623.1	2769.3	2499.8	2106.2	1056.7
60°	2867.0	2911.8	2909.9	2941.9	2974.8	3004.9	3150.1	3178.5	2798.5	2305.3	1011.1
62.5°	3530.1	3566.6	3582.2	3616.9	3637.9	3643.4	3760.3	3552.9	3065.2	2486.1	985.5
65°	3959.4	3974.0	3987.7	3983.1	3970.3	3949.3	3956.6	3518.2	2976.6	2370.1	845.8
67°	4010.5	4040.7	4051.6	4044.3	4025.1	3995.9	3960.3	3361.1	2788.5	2189.3	715.2
67.5°	3995.9	4027.0	4037.0	4030.6	4014.2	3992.3	3950.2	3301.8	2724.5	2130.8	681.4
70°	3761.2	3805.9	3847.0	3860.7	3861.6	3858.0	3816.0	2882.5	2319.0	1789.3	517.0
72.5°	3206.8	3264.3	3350.2	3322.8	3366.6	3338.3	3242.4	1970.1	1589.2	1278.7	362.6
75°	2163.7	2189.3	2258.7	2179.3	2186.6	2136.3	1763.7	1144.4	985.5	832.1	218.3
77.5°	1088.7	1105.2	1094.2	1046.7	1028.4	987.3	763.6	248.4	248.4	295.9	114.2
80°	690.5	696.9	704.2	715.2	728.9	730.7	529.7	73.1	65.8	68.5	62.1
82.5°	566.3	583.6	606.5	611.0	616.5	621.1	365.3	40.2	32.9	36.5	43.8
85°	131.5	142.5	136.1	120.6	128.8	99.6	51.1	16.4	14.6	18.3	30.1
87.5°	4.6	4.6	4.6	4.6	4.6	4.6	4.6	4.6	3.7	6.4	15.5
90°	0.0	0.0	0.0	0.0	0.0	0.0	0.0	0.0	0.0	0.0	0.0



REPORT NUMBER: P139589

CATALOG NUMBER: ENT-E02-LED-E1-BL3-7030

CANDELA DISTRIBUTION (continued):

	115°	125°	135°	145°	155°	165°	175°	180°
0°	531.6	531.6	531.6	531.6	531.6	531.6	531.6	531.6
2.5°	526.1	523.3	519.7	518.8	517.9	516.0	515.1	514.2
5°	528.8	523.3	517.9	514.2	512.4	510.6	508.7	508.7
7.5°	539.8	533.4	525.2	521.5	517.9	515.1	513.3	513.3
10°	558.1	550.8	540.7	536.1	531.6	528.8	527.0	525.2
12.5°	585.5	576.3	564.5	557.1	552.6	551.7	549.8	548.9
15°	619.3	609.2	596.4	589.1	581.8	580.0	578.2	577.2
17.5°	653.0	644.8	634.8	622.0	607.4	595.5	590.0	589.1
20°	691.4	687.8	672.2	643.9	611.9	587.3	577.2	577.2
22.5°	739.8	729.8	692.3	642.1	594.6	559.9	546.2	546.2
25°	792.8	759.0	689.6	622.0	563.5	520.6	502.3	502.3
27.5°	839.4	767.2	673.1	588.2	517.0	470.4	449.4	448.5
30°	875.9	762.6	643.9	540.7	462.2	409.2	385.4	385.4
32.5°	896.0	747.1	603.7	485.0	395.5	335.2	306.0	306.9
35°	901.5	720.6	550.8	411.0	315.1	255.7	229.3	229.3
37.5°	896.0	678.6	485.0	329.7	235.6	193.6	173.5	171.7
40°	877.7	615.6	397.3	241.1	175.4	150.7	142.5	140.7
42.5°	841.2	539.8	298.7	172.6	140.7	130.6	128.8	127.9
45°	783.7	437.5	207.3	135.2	126.0	123.3	123.3	122.4
47.5°	711.5	334.3	148.0	119.6	118.7	118.7	118.7	118.7
50°	631.1	236.6	120.6	113.3	112.3	114.2	115.1	115.1
52.5°	548.0	165.3	110.5	108.7	106.9	109.6	110.5	110.5
55°	457.6	129.7	105.9	104.1	101.4	102.3	104.1	104.1
57.5°	364.4	115.1	104.1	101.4	95.9	95.9	97.7	97.7
60°	289.5	110.5	103.2	96.8	89.5	89.5	91.3	92.2
62.5°	242.0	109.6	103.2	92.2	86.8	84.0	85.9	85.9
65°	201.9	109.6	100.5	92.2	82.2	78.5	80.4	80.4
67°	169.0	107.8	98.6	92.2	80.4	75.8	75.8	75.8
67.5°	159.8	106.9	99.6	92.2	79.5	74.9	74.0	74.0
70°	119.6	96.8	99.6	93.2	77.6	68.5	66.7	66.7
72.5°	93.2	88.6	96.8	95.9	75.8	63.0	59.4	58.5
75°	75.8	80.4	97.7	93.2	71.2	57.5	52.1	51.1
77.5°	64.8	68.5	82.2	74.9	59.4	51.1	45.7	44.8
80°	51.1	58.5	58.5	51.1	43.8	41.1	38.4	38.4
82.5°	41.1	44.8	38.4	34.7	32.9	32.0	30.1	30.1
85°	33.8	36.5	28.3	25.6	24.7	23.7	21.9	21.9
87.5°	26.5	22.8	14.6	13.7	13.7	12.8	12.8	13.7
90°	0.0	0.0	0.0	0.0	0.0	0.0	0.0	0.0

(END OF REPORT)